



The Enola Group

Early Head Start

Family Survey Report

March 2016

The Enola Group
Early Head Start
506 East Union Street
Morganton, NC 28655

Phone 828-475-0107
FAX 828-475-1086

Angela.Bumgarner@enolagroup.org
<http://enolagroup.org>

Table of Contents

Summary	3
Demographics	3
Parent Survey Topics.....	6
Survey Results.....	7

Program Mission

The Enola Group Early Head Start Program mission is to enhance the growth and development of young children, promote healthy prenatal outcomes for women who are pregnant, and support and strengthen healthy family development and well-being.



Summary

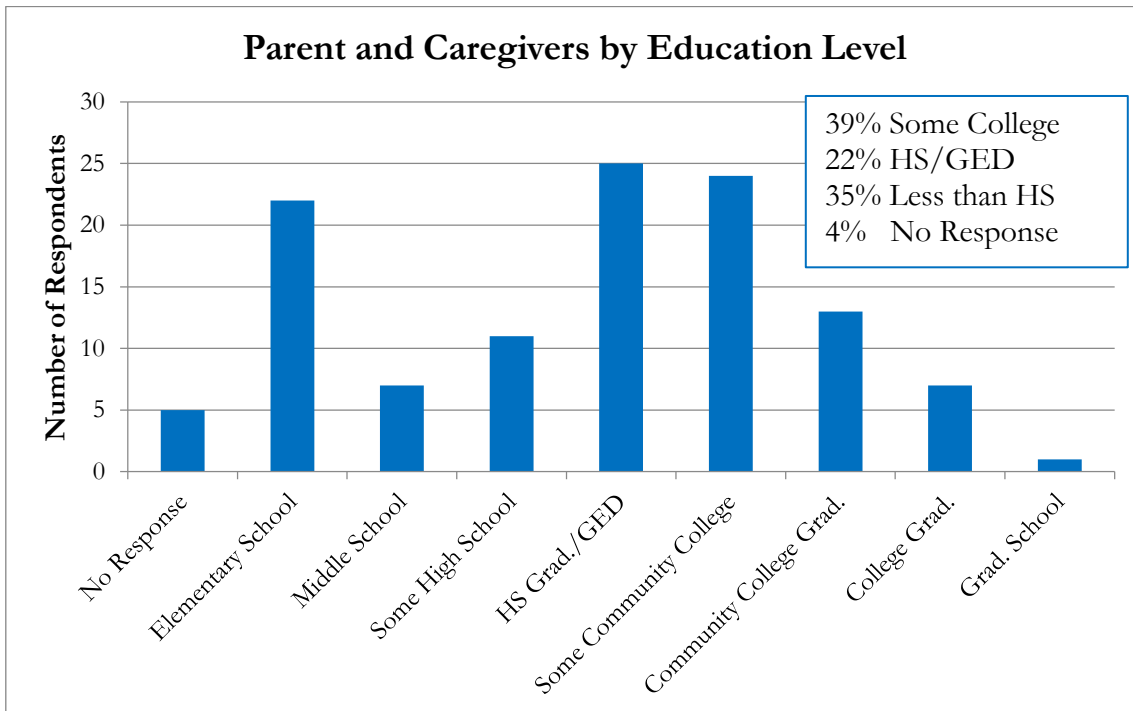
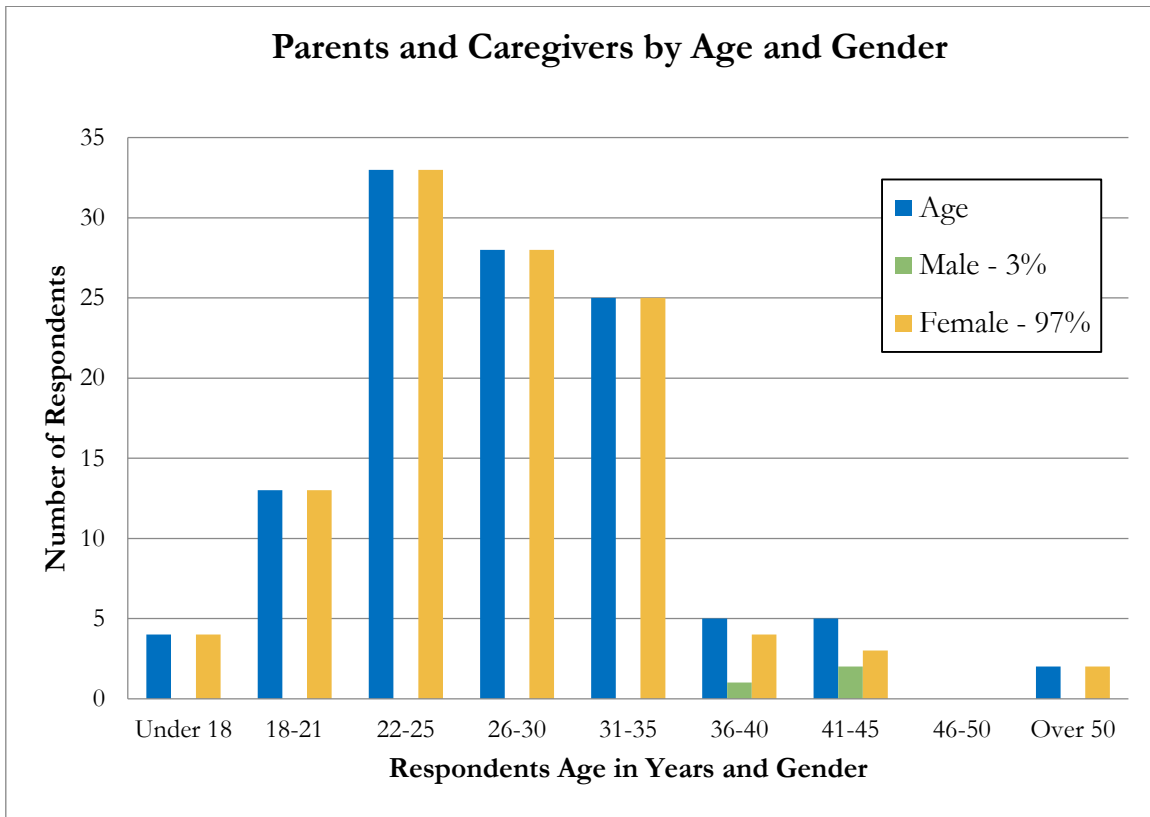
Parents and caregivers were asked to participate in an anonymous survey to help evaluate the effectiveness of the Enola Group Early Head Start Program's resources and services. The survey included questions regarding overall program satisfaction, the effectiveness of parenting supports, school readiness and child learning opportunities and satisfaction with staff capacity-building help giving practices. Parents and caregivers were given the opportunity to provide feedback about home-based and center-based services, comment on playgroups and socializations, and provide examples of their experiences with the Early Head Start program and staff. Approximately 74% of the surveys were returned and aggregated results are reflected in this report.

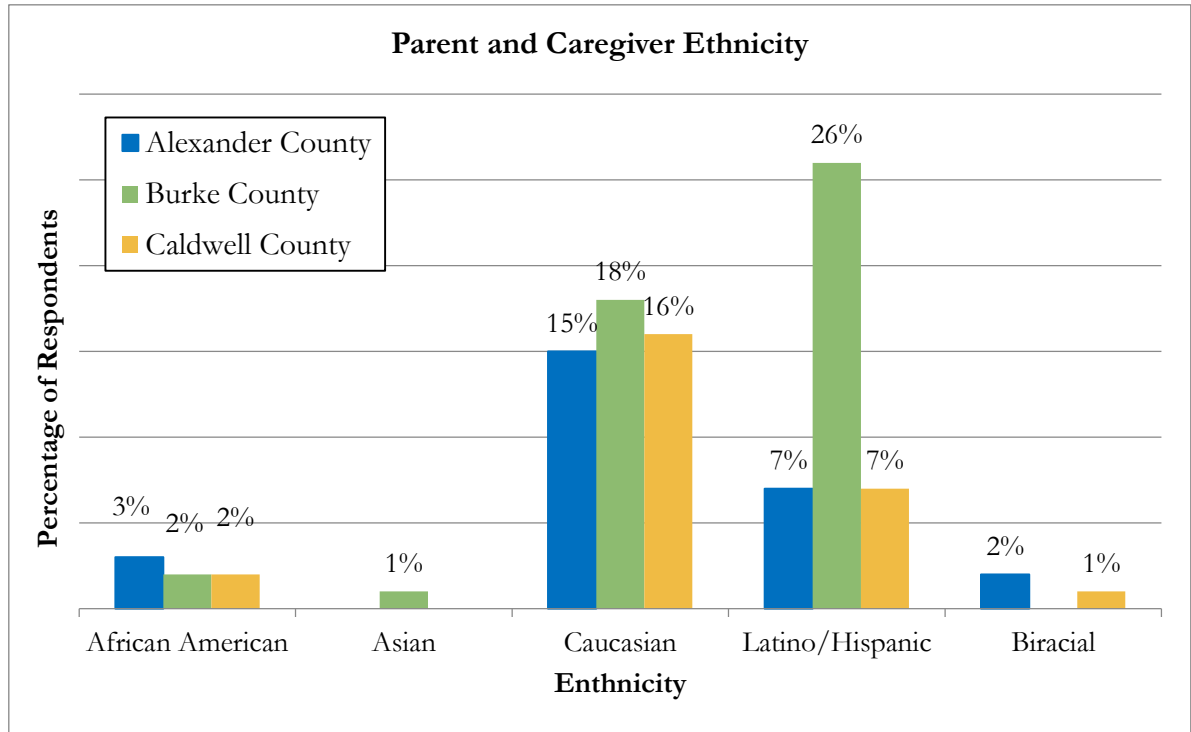
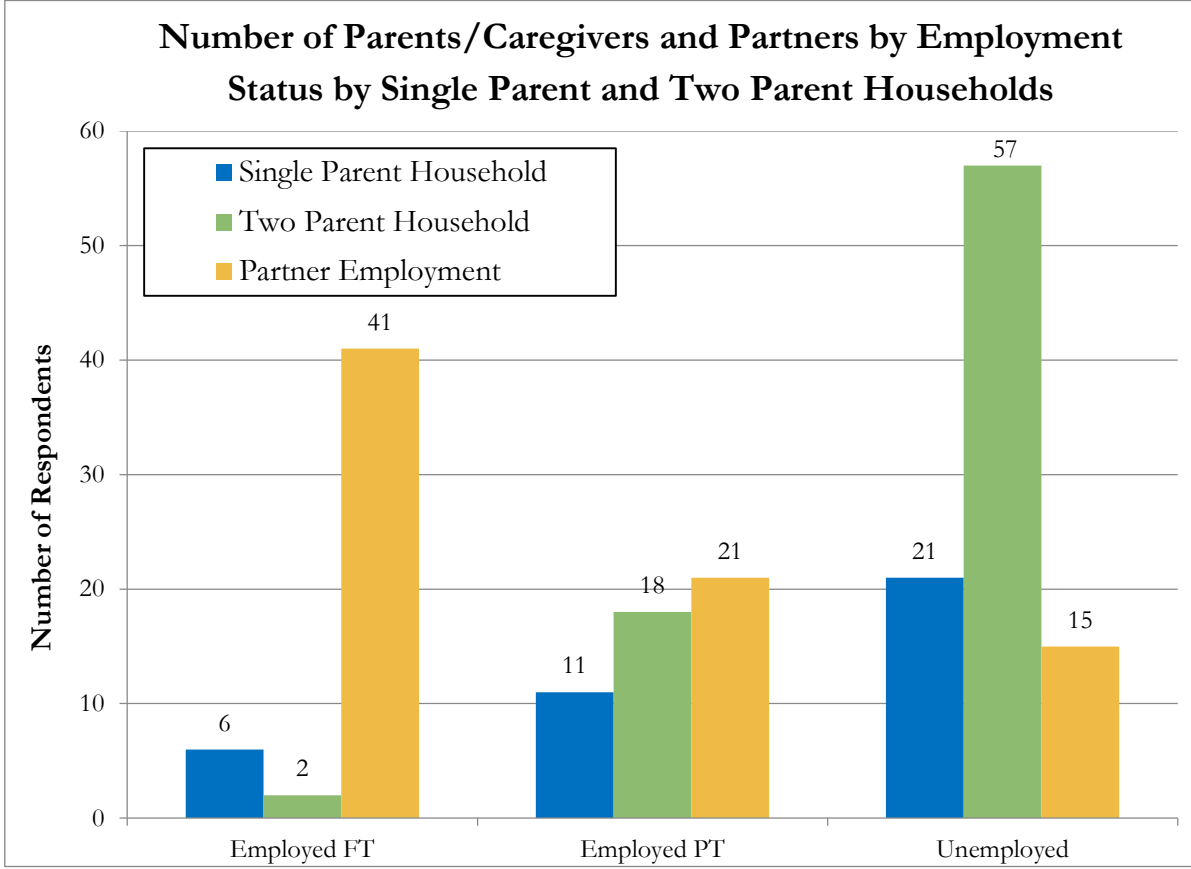
Demographics

The survey responses received represented feedback from parents and caregivers enrolled in the Enola Group Early Head Start in Alexander, Burke and Caldwell counties. In this report the respondents' demographics were sorted and categorized by the following characteristics.

- **Age**
 - Under age 18
 - Age 18 to 21
 - Age 22 to 25
 - Age 26 to 30
 - Age 31 to 35
 - Age 36 to 40
 - Age 41 to 45
 - Age 46 to 50
 - Over 50
- **Gender**
- **Education Level**
- **Employment Status**
- **Ethnicity**

The following charts reflect the survey respondents' demographic information.

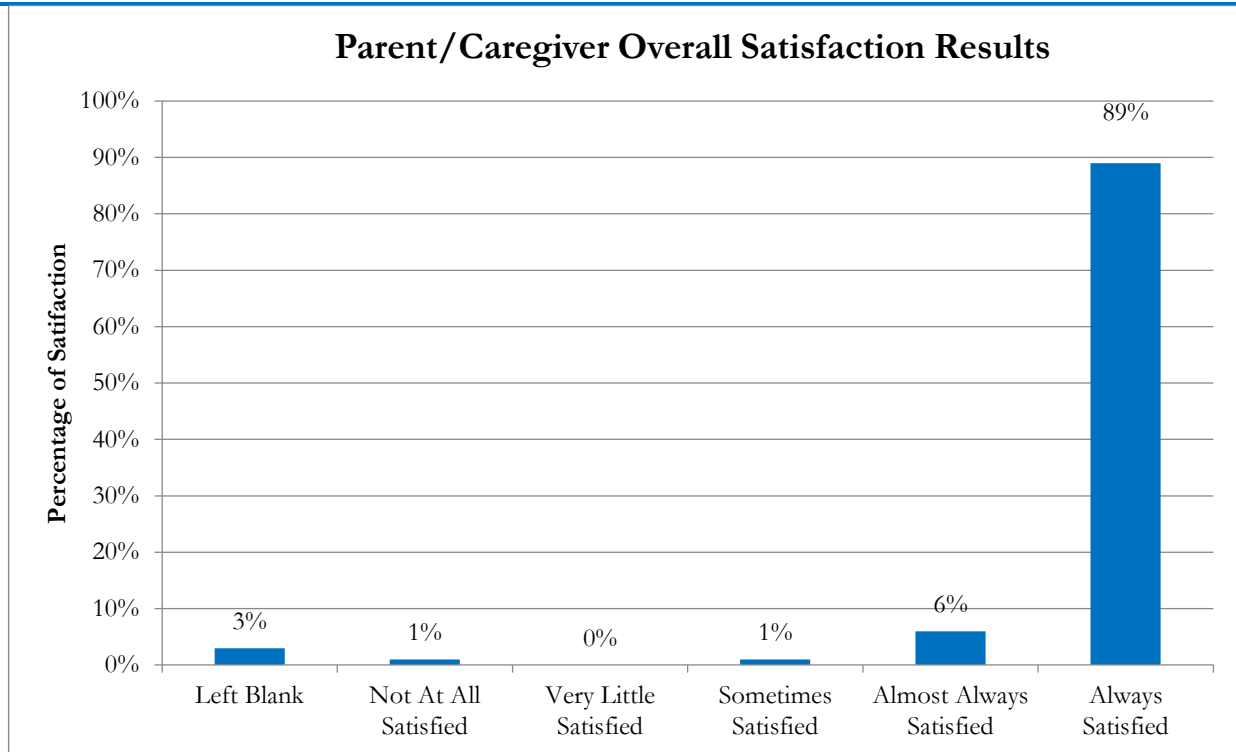




Overall Satisfaction

Parents and caregivers were asked to indicate how satisfied they were overall with the Enola Group Early Head Start program. Parents were asked to indicate their satisfaction on a 5 point scale ranging from “1” (not at all satisfied) to “3” (sometimes satisfied) to “5” (always satisfied). The results are shown in the chart below.

Ninety five percent (95%) of parents and caregivers who responded are “almost always” or “always” satisfied with the Enola Group Early Head Start.



“The program and staff are very knowledgeable and supportive of my child’s development.”

-Parent

“They [EHS staff] are excellent at providing a fun, safe & engaging environment.”

-Parent

Parent Survey Topics

Survey questions were asked about topics such as parenting priorities and needs, personal well-being, everyday parenting experiences, school readiness and child development, and interactions with Early Head Start staff. Answers were rated on a 5-point Likert scale ranging from “1” (not at all) to “3” (sometimes) to “5” (always).

Survey Results

Below are the specific survey questions parents/caregivers were asked to answer. Each question is listed along with the aggregated percentage of respondents' answers.

Question: If you needed any of the following, how well do you feel you would be able to get the help you want or need on the following topics?

"Getting what you want or need"	Left Blank	Not at all	Not very often	Some-times	Almost Always	Always
Information about child care	2%	0%	0%	4%	17%	77%
Activities that my child(ren) would enjoy	2%	0%	0%	4%	13%	81%
Positive ways to guide or discipline my child(ren)	3%	0%	0%	6%	11%	80%
Information about health, medical, or dental services	2%	0%	0%	1%	13%	84%
Fun things for my family to do together	3%	0%	0%	6%	8%	83%
Information about how children learn	3%	0%	0%	1%	11%	85%
Information about my child(ren)'s growth and development	2%	0%	0%	1%	10%	87%
Information specific to my role as a father or father figure	14%	3%	1%	5%	9%	68%

Question: How often did you experience each of the following during the past two weeks?

"Personal well-being"	Left Blank	Not at all	Not very often	Some-times	Almost Always	Always
Feeling that my life is going just great	2%	2%	2%	27%	31%	36%
Feeling uneasy or scared without knowing why	3%	54%	19%	19%	3%	2%
Feeling physically tired or run-down	3%	24%	15%	38%	15%	5%
Feeling like I am on top of the world	3%	14%	17%	41%	16%	9%
Feeling down-in-the-dumps or depressed	6%	43%	27%	21%	1%	2%
Feeling in tip-top physical shape	4%	10%	24%	34%	11%	17%

Instruction: Please read each item and check the box that best tells us how you see yourself as a parent.

“The EHS staff is very encouraging by pointing out my strengths.” -Parent

“Everyday parenting experiences”	Left Blank	Not at all	Very little	Some-times	Alot	Always
I know my child(ren) better than anyone else	1%	0%	0%	3%	13%	83%
I find it easy to do every day parenting activities like feeding and bathing my child(ren)	1%	0%	1%	7%	13%	78%
Getting my child(ren) to play or interact with me is easy to do	1%	0%	0%	3%	14%	82%
I am really good at figuring out what my child(ren) likes to do	1%	1%	0%	6%	20%	72%
I think of myself as a really good parent	1%	2%	0%	13%	23%	61%
Playing & doing things with my child(ren) is a lot of fun	1%	0%	0%	3%	12%	84%
I feel good about how I am getting my everyday parenting responsibilities done	2%	0%	1%	9%	19%	69%

An average of 92% of parents and caregivers reported that they are good at and enjoy every day parenting responsibilities.

Question: How often do you do each of the following?

“They keep my daughter very involved and intrigued with learning.” – Parent

“School Readiness and Child Development”	Left Blank	Not at all	Not very often	Some-times	Almost Always	Always
Give your child(ren) opportunities to explore their surroundings	0%	0%	0%	5%	27%	68%
Give your child(ren) chances to figure out how they can make things happen	0%	0%	0%	4%	27%	69%
Encourage your child(ren) to coo, or use their words to communicate	0%	0%	0%	1%	11%	88%
Encourage your child(ren) to get along with others	0%	0%	0%	2%	11%	87%
Give your child(ren) opportunities to do the things that they are good at doing	0%	0%	0%	0%	11%	89%
Give your child(ren) chances to do the things that he/she likes to do	0%	0%	0%	1%	16%	83%
Give your child(ren) opportunities to sing songs or nursery rhymes	0%	1%	0%	7%	11%	81%
Read or tell your child(ren) stories	0%	2%	1%	18%	21%	58%
Give your child(ren) lots of opportunities to play	1%	0%	0%	1%	10%	88%

An average of 95% of the parents/caregivers indicated that they “almost always” or “always” provide and encourage their children to participate in learning and school readiness activities.

Instruction: Please circle the number that indicates how the Early Head Start staff interacts with and treats you and your family.

“The teachers go beyond what is required of them”
-Parent

“Experiences with Staff Members”	Left Blank	Not at all	Not very often	Some-times	Almost Always	Always
Really listen to my concerns or requests	0%	0%	1%	3%	5%	91%
See my child(ren) and family in a positive way	0%	1%	0%	3%	3%	93%
Provide me information I need to make good choices	0%	0%	0%	1%	4%	95%
Respond to my requests for advice or assistance	0%	0%	0%	3%	3%	94%
Actively involves me in achieving my families goals and priorities	0%	0%	0%	2%	4%	94%
Recognize my child(ren) and family strengths	0%	0%	0%	0%	7%	93%
Supports and respect my decisions as a parent	0%	0%	1%	2%	3%	94%
Recognizes my achievements and accomplishments	0%	0%	0%	3%	6%	91%

Parents and caregivers reported positive experiences and interactions with the Enola Group Early Head Start staff.

“The Early Head Start staff helped us better understand our baby by providing helpful advice on breastfeeding.”

-Parent

“I’ve received help in understanding my child’s behavior.”

- Parent

“I really enjoy seeing my child socialize and interact with other children during playgroup.”

-Parent